












Summary Care Record (SCR) implementation checklist

	<p>Smartcard roles are set up* – Staff accessing the SCR should have specific Smartcard roles enabling access to the SCR. Locums who regularly work at a particular pharmacy can request the specific site pharmacy role is added to their Smartcard (please visit: psnc.org.uk/sc)</p>	<input type="checkbox"/>
	<p>Standard operating procedure (SOP) is in place* – The pharmacy team need an SCR SOP. A template is available at: psnc.org.uk/scrresources. SCR access could also be integrated into other SOPs.</p>	<input type="checkbox"/>
	<p>Standard system settings are compliant* – The system must be compliant with the NHS Digital Warranted Environment Specification (WES), please visit: psnc.org.uk/wes</p>	<input type="checkbox"/>
	<p>CPPE online training has been completed* – All pharmacists and pharmacy technicians who will access the SCR must have completed the Centre for Pharmacy postgraduate Education (CPPE) online SCR training module prior to accessing the SCR.</p>	<input type="checkbox"/>
	<p>Governance Person has been appointed* – The Governance Person (SGP) is responsible for auditing and reviewing the SCR access. Online training is available (psnc.org.uk/sqp).</p>	<input type="checkbox"/>
<p>Information Governance</p> 	<p>Information Governance (IG) Toolkit has been submitted* – An IG Toolkit submission must have been made within the last 12 months.</p>	<input type="checkbox"/>
	<p>HSCN/N3 connection is present* – If you are EPS-live this will be present already.</p>	<input type="checkbox"/>
	<p>User agreement must be signed – Once the requirements above have been fulfilled a declaration (tinyurl.com/scruseragreement) is made that the contractor and their team agree to comply with the ongoing requirements for access to the SCR.</p>	<input type="checkbox"/>
	<p>Access has been checked using test patient – The pharmacy team should check they can access the SCR using the test NHS Numbers (e.g. 999 040 2132).</p>	<input type="checkbox"/>
	<p>SCR web address has been added to favourites – The pharmacy team may choose to add the SCR URL to their desktop/favourites to make future access quick and easy. The URL required to access the SCR is: https://portal.national.ncrs.nhs.uk/portal/ (please note a Smartcard is required).</p>	<input type="checkbox"/>
	<p>Begin using the SCR – Pharmacy teams report that the SCR can be used as an alternative to contacting the GP practice in some scenarios. You can practise SCR usage with a test NHS number such as 999 040 2132. Read more about how and when to use SCR at: psnc.org.uk/usingscr. Also you may watch our webinar which explains how you can get best use out of it: psnc.org.uk/scrwebinar</p>	<input type="checkbox"/>

For further information about getting live please visit psnc.org.uk/scrgolive and tinyurl.com/getstartedwithSCR.